



Our service is designed to ensure complete customer satisfaction, everything comes together perfectly.

We pride ourselves on providing a truly individual service for all customers, complementing an extensive choice and good stock levels with a comprehensive design service. Customers can choose from a range of hand-made mosaic designs or commission one to their own specifications.

Working from detailed drawings or just a sketch or picture, our skilled, experienced creative team will develop bespoke mosaics. The result can truly be called a work of art, inspired by the customer's own imagination.

We can use any of the true, cut, or full tile methods of mosaic depending on which is suited for your specified environments.



Tile bands

The Design Centre allows clients to create feature bands to any design, in any colour combination, to achieve a truly individual finish. Features can also be produced using most of our mosaic ranges.



True Mosaic

The true method of mosaic is created using tiny colourful pieces of tiles that when put together form a beautiful work of art. The design service can create your perfect true mosaic to any specification.



Cut Tile

The cut tile method of mosaic is created using full tiles that are cut and positioned into the exact shape of the chosen designs. This method of design is ideal for every situation.



Full Tile

The full tile method of mosaic is created using the full uncut mosaics placed in set trays to your chosen designs.



Victoriana

The Victoriana range of designs are based on the traditional styles of the Victorian era. Using a number of tile colours and standard and bespoke designs, the design service can create a simple but stunning visual aesthetic ideal for both large and small scale environments.



The Waxman Design Centre allows clients to create feature bands to any design, in any colour combination, to achieve a truly individual finish.

The examples shown are standard designs reproduced using colours from the popular harmonie range.



AG-9002
Cap Ferrat

AF-3 Flores
AG-5 Egee
AG-6 Caraibes



AG-9004
Ulysee

AG-13 Camel
AG-32 Galapagos



AG-9003
Crete

AG-6 Caraibes
AF-1 Floride



WX-3
Chain

AF-1 Floride
AG-5 Egee
AG-1 Muguet




WX-2
Ibiza

AG-6 Caraibes
AF-1 Floride
AG-1 Muguet



WX-1
Kos

AG-6 Caraibes
AG-18 Lavande




WX-5
Chequer

AG-5 Egee
AG-1 Muguet



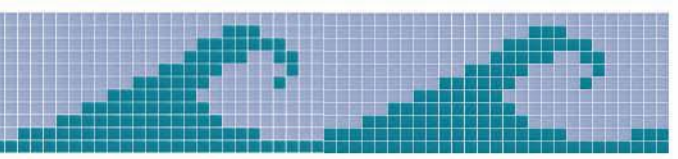
WX-4
Squares

AG-6 Caraibes
AG-1 Muguet



WX-8
Wave

AG-1 Muguet
AG-6 Caraibes



WX-8
Wave

AG-18 Lavande
AG-32 Galapagos



WX-12
Bali

AG-33 Danube
AG-1 Muguet
AG-34 Aster



WX-11
Barbados

AG-31 Buis
AG-1 Muguet



WX-10
St Lucia


AG-31 Buis
AG-1 Muguet
AG-24 Ivraie



A cost-effective way to personalise any pool is to create a simple but stunning fade using the gradual fade method. Choose from one of the examples shown, or simply choose the desired colours and let the Waxman Design Centre re-create your dream.




Two Sheet Fade
26 Tiles
 696 x 348mm
 AF-3 Flores
 AG-18 Lavande




Three Sheet Fade
39 Tiles
 1044 x 348mm
 AF-1 Floride
 AG-32 Galapagos

pool wall fade


60 tile fade
 348 x 1602mm



DF-606 Ocean Fade
 Range: Harmonie
 Colours:
 AF-1 Floride
 AG-5 Egee
 AG-32 Galapagos
 AG-6 Caraibes




DF-607 Royal Fade
 Range: Harmonie
 Colours:
 AF-3 Flores
 AG-34 Aster
 AG-33 Danube



DF-614 Azure Fade
 Range: Harmonie
 Colours:
 AG-1 Muguet
 AF-1 Floride
 AG-32 Galapagos

floor to ceiling fades

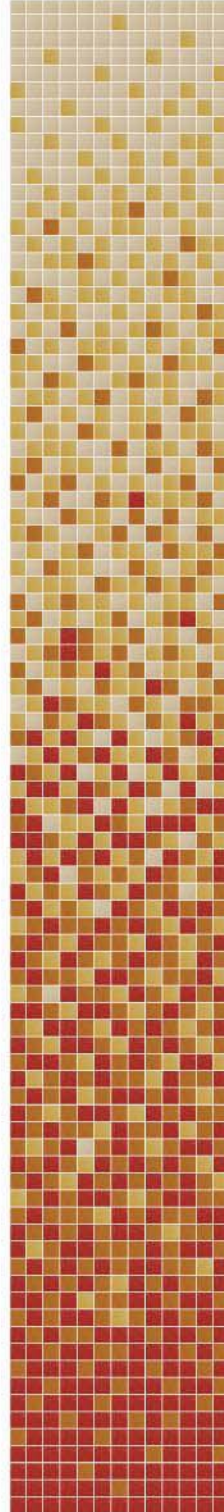
90 tile fade
348 x 2403mm




DF-902 Turquoise Fade
Range: Harmonie
Colours:
AG-2 Pierre
AG-17 Californie
AG-3 Lotus
AG-75 Bahamas
AF-2 Cipagno




DF-903 Dark Blue Fade
Range: Harmonie
Colours:
AF-1 Floride
AG-34 Aster
AG-32 Galapagos
AG-33 Danube
AG-6 Cariabes




DF-915 Sunshine Fade
Range: Harmonie
Colours:
AG-20 Gravier
AG-13 Camel
AG-35 Coriandre
AG-16 Tuile



DF-904 Aqua Fade
Range: Harmonie
Colours:
AG-2 Pierre
AG-17 Californie
AF-1 Floride
AG-32 Galapagos



DF-905 Greys Fade
Range: Harmonie
Colours:
AG-1 Muguet
AG-4 Mouette
AG-36 Schiste
AG-11 Prunelle



A cost-effective way to personalise any pool is to create a simple but stunning motif using the “full-tile” mosaic method. Choose from one of the examples shown, or supply a picture of the required design and let the Waxman Design Centre re-create your dream in mosaic. Motifs can be produced from most of our mosaic ranges.



D-07 Desert Island
100 x 104 tiles



D-03 Yellow Butterfly
67 x 67 tiles



D-16 Penguins
60 x 77 tiles



D-02 Kingfisher
67 x 67 tiles



D-12 Palm Trees
68 x 106 tiles



D-05 Frog
100 x 100 tiles



Kissing Fish
145 x 92 tiles



Goldfish
94 x 66 tiles



D-08 Compass
80 x 80 tiles



Compass 2
148 x 148 tiles



D-04 Compass
80 x 80 tiles



D-09 Compass
84 x 79 tiles




Mermaid 2
154 x 144 tiles



Mermaid 3
93 x 56 tiles



D-06 Undersea
81 x 160 tiles



Flying Horse 2
75 x 92 tiles



D-13 Crab
93 x 72 tiles




Marlin 2
68 x 106 tiles



Shark 2
78 x 92 tiles



D-11 Sea Lion
64 x 77 tiles



Swimming Dolphins
90 x 80 tiles



D-01 Dolphin
84 x 33 tiles



D-01/A Double Dolphin
101 x 45 tiles



D-10 Leaping Dolphin
118 x 53 tiles




AG-8501 Sea Horse
52 x 104 tiles



AG-8501/A Sea Horse & Baby
76 x 112 tiles



Shipwreck Island
234 x 93 tiles




PS-50
Foggy Light Blue A



PS-53
Foggy Mid Blue A




PS-95
San Sebastian



PS-55
Foggy Dark Blue A



Glava
Foggy Green



PS-25
White



PS-57
Foggy Aqua

A Anti-Slip Rating
DIN 51097 'C'

Product	Glass Mosaic
Size	25 x 25mm
Thickness	5mm
Tiles Sheet	169
Sheet Size	333 x 333mm
Sheets / Carton	18
M ² / Carton	2.00m ²
Backing	CORD (Polyurethane)