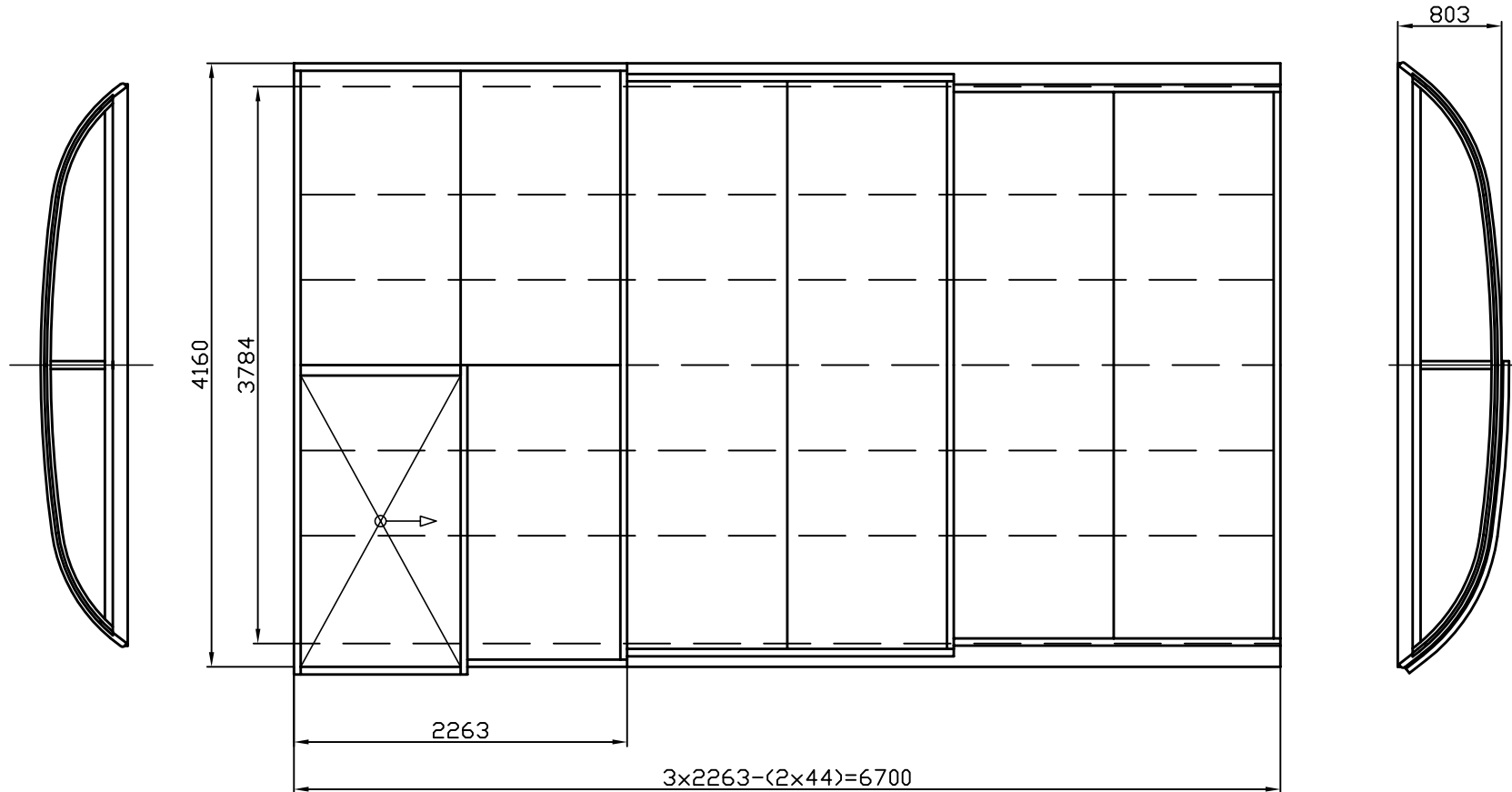


.....  
Signature, stamp

**"A3"**  
NOT TO SCALE



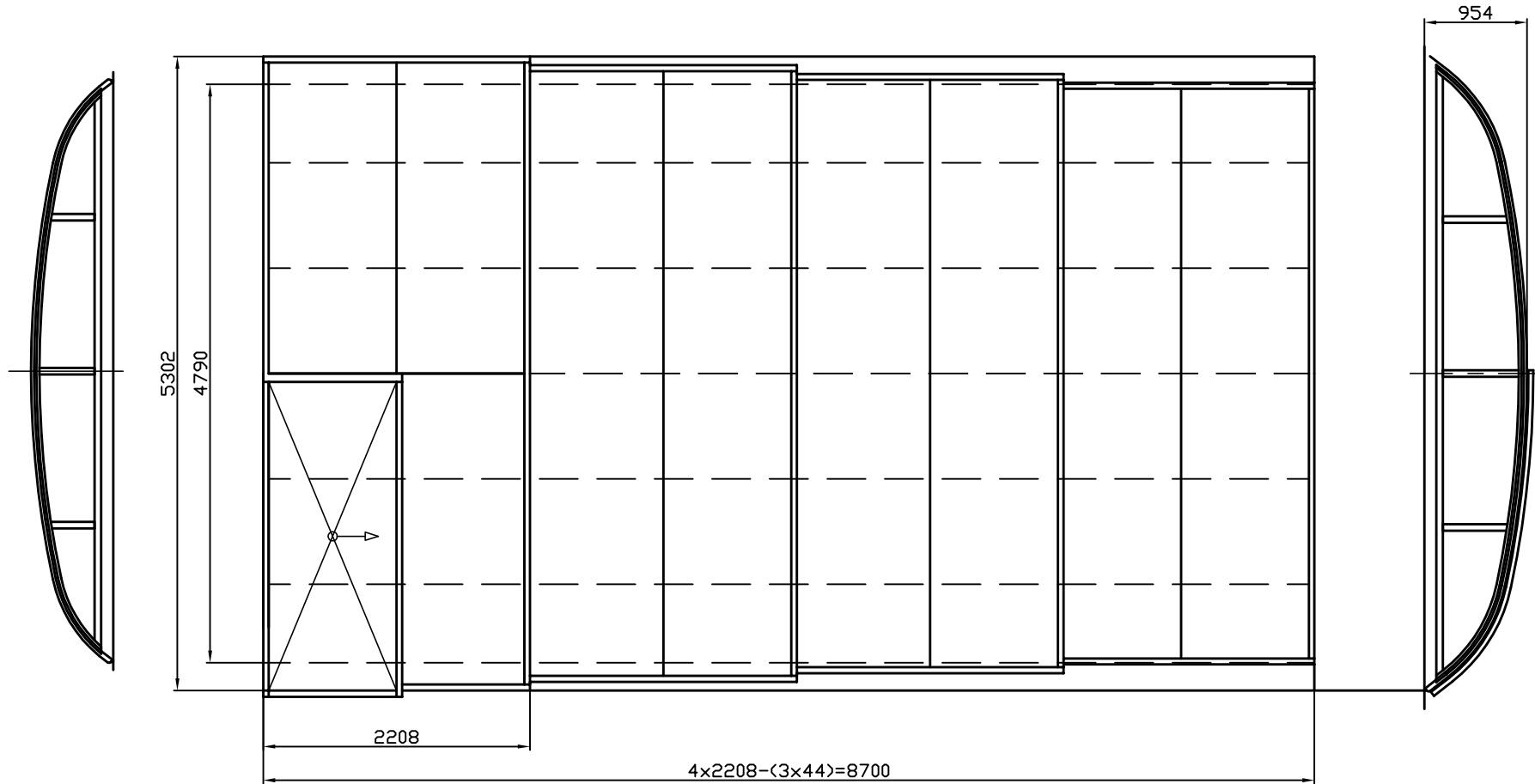
3784 mm - inner rail width  
4160 mm - outer rail width  
6700 mm - enclosure length  
803 mm - enclosure height (+/- 15 mm tolerance )  
2263 mm - segment length  
44 mm - segment overlap

Front wall: removable in 1 piece, with 100 mm rubber  
End wall: removable in 1 piece, with 100 mm rubber

Rails: 3-part, super flat (12 mm), 188 mm both sides  
Rail extensions: 0 m both sides  
Glazing: 3 mm clear or 6 mm thermo  
Colour: structured anthracite (RAL 7016)

.....  
Signature, stamp

**"A4"**  
NOT TO SCALE



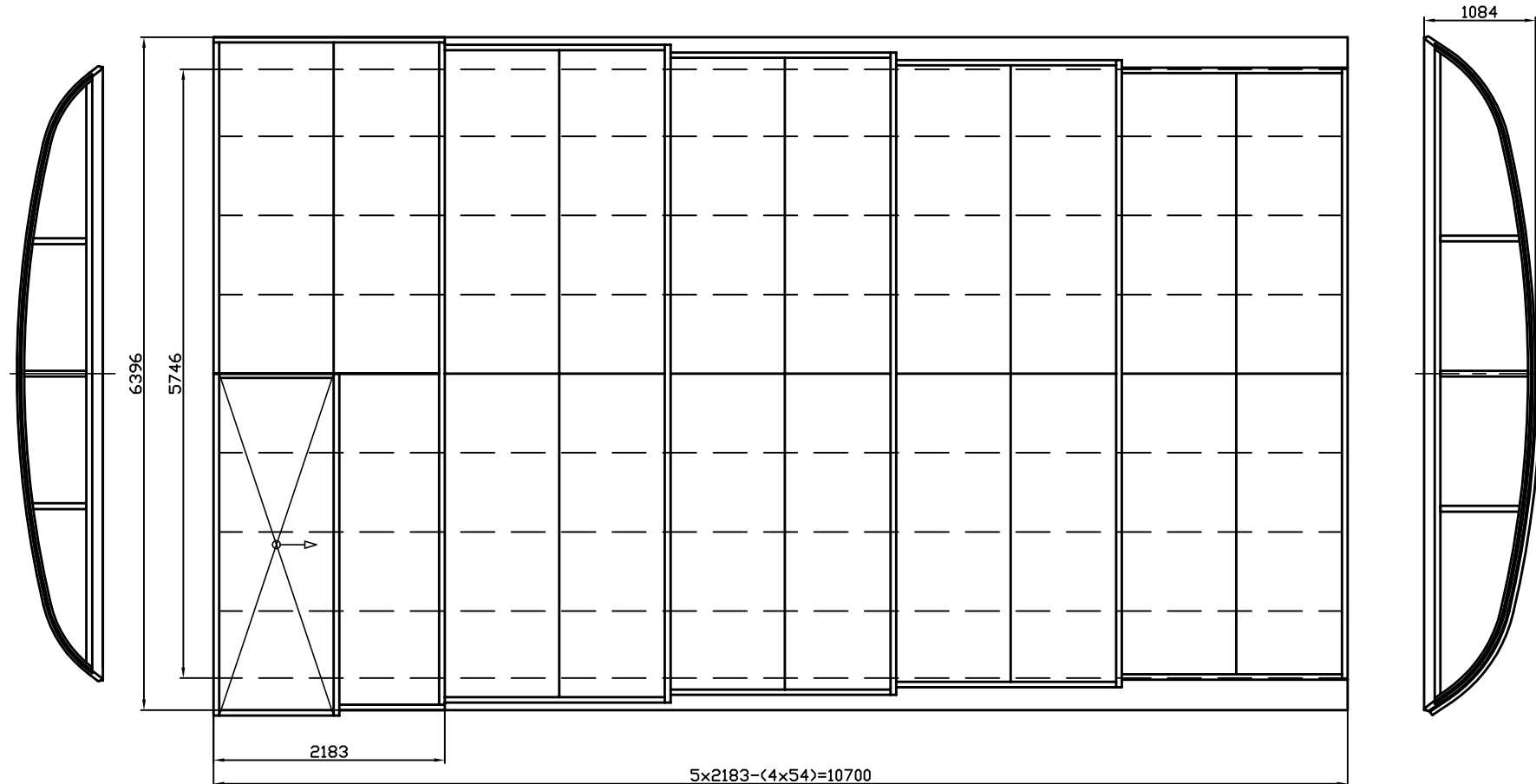
4790 mm - inner rail width  
5302 mm - outer rail width  
8700 mm - enclosure length  
954 mm - enclosure height (+/-15 mm tolerance )  
2208 mm - segment length  
44 mm - segment overlap

Front wall: removable in 1 piece, with 100 mm rubber  
End wall: removable in 1 piece, with 100 mm rubber

Rails: 4-part, super flat (12 mm), 256 mm both sides  
Rail extensions: 0 m both sides  
Glazing: 3 mm clear or 6 mm thermo  
Colour: structured anthracite (RAL 7016)

.....  
Signature, stamp

**"A5"**  
NOT TO SCALE



5746 mm - inner rail width  
6396 mm - outer rail width  
10700 mm - enclosure length  
1084 mm - enclosure height (+/-15 mm tolerance )  
2183 mm - segment length  
54 mm - segment overlap

Front wall: **fixed**, with 100 mm rubber  
End wall: **fixed**, with 100 mm rubber

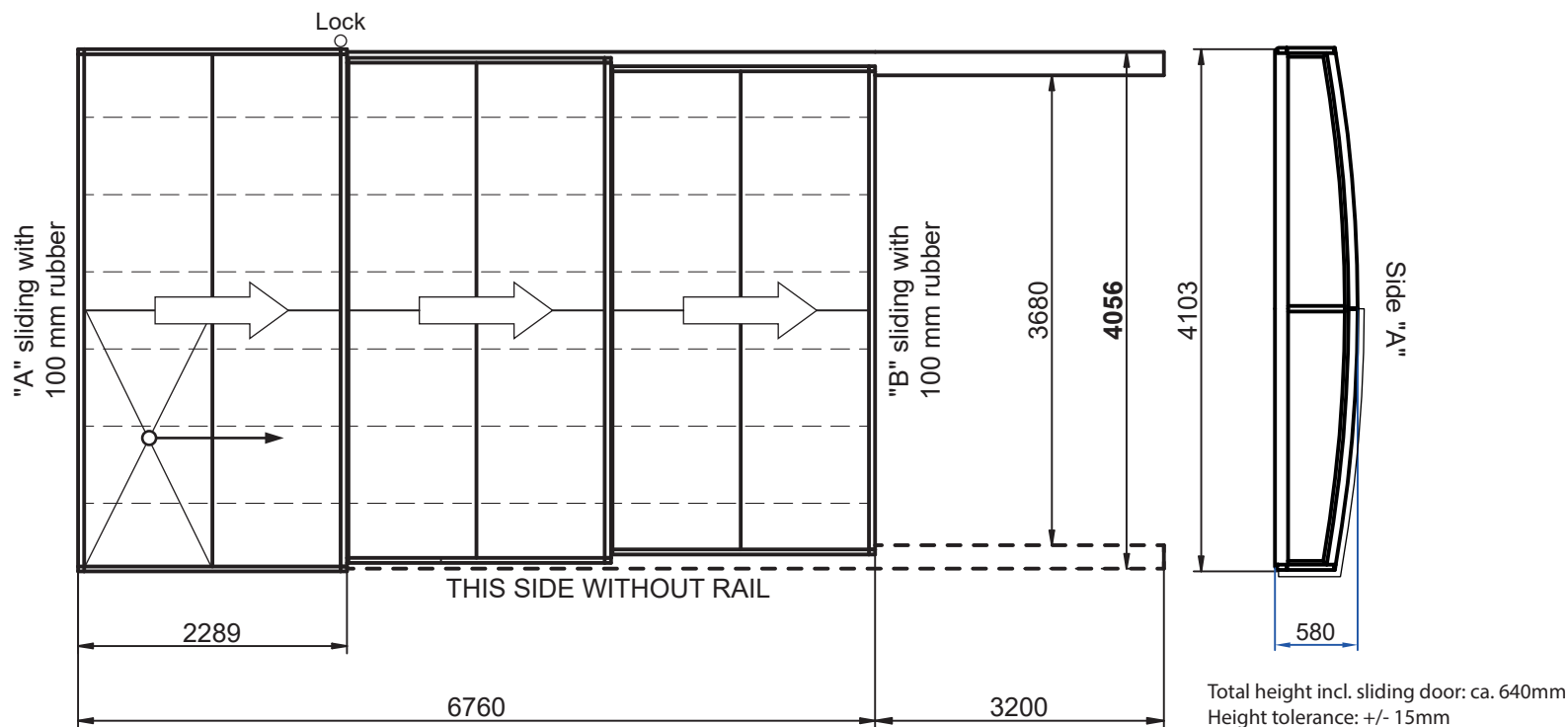
Rails: 5-part, super flat (12 mm), 325 mm both sides  
Rail extensions: 0 m both sides  
Glazing: 3 mm clear or 6 mm thermo  
Colour: structured anthracite (RAL 7016)

I order the enclosure

.....  
Signature, stamp

**"H3"**

NOT TO SCALE



- Aluprofiles str. anthracite (RAL 7016)
- Super flat rails 3-part (12/188 mm)  
**Full length rails, without pre-drilled screw holes!**
- Polycarbonate 3 mm clear
- Semi-intelligent segment positioning, lockable
- Manual segment positioning on the rail-less side

An even ground surface must be prepared under the rails and both endwalls, i.e. concrete foundation or stoneplates placed into ballasbed, when installing the enclosure.

The rails will be fixed with 6x60 A/2 stainless steel screws and placed into 10x60 plastic anchors.

The drawing is only an illustration regarding glazing panel partitions of the front- and back-wall, and number of crossbars.

Specifications subject to change without prior notice!

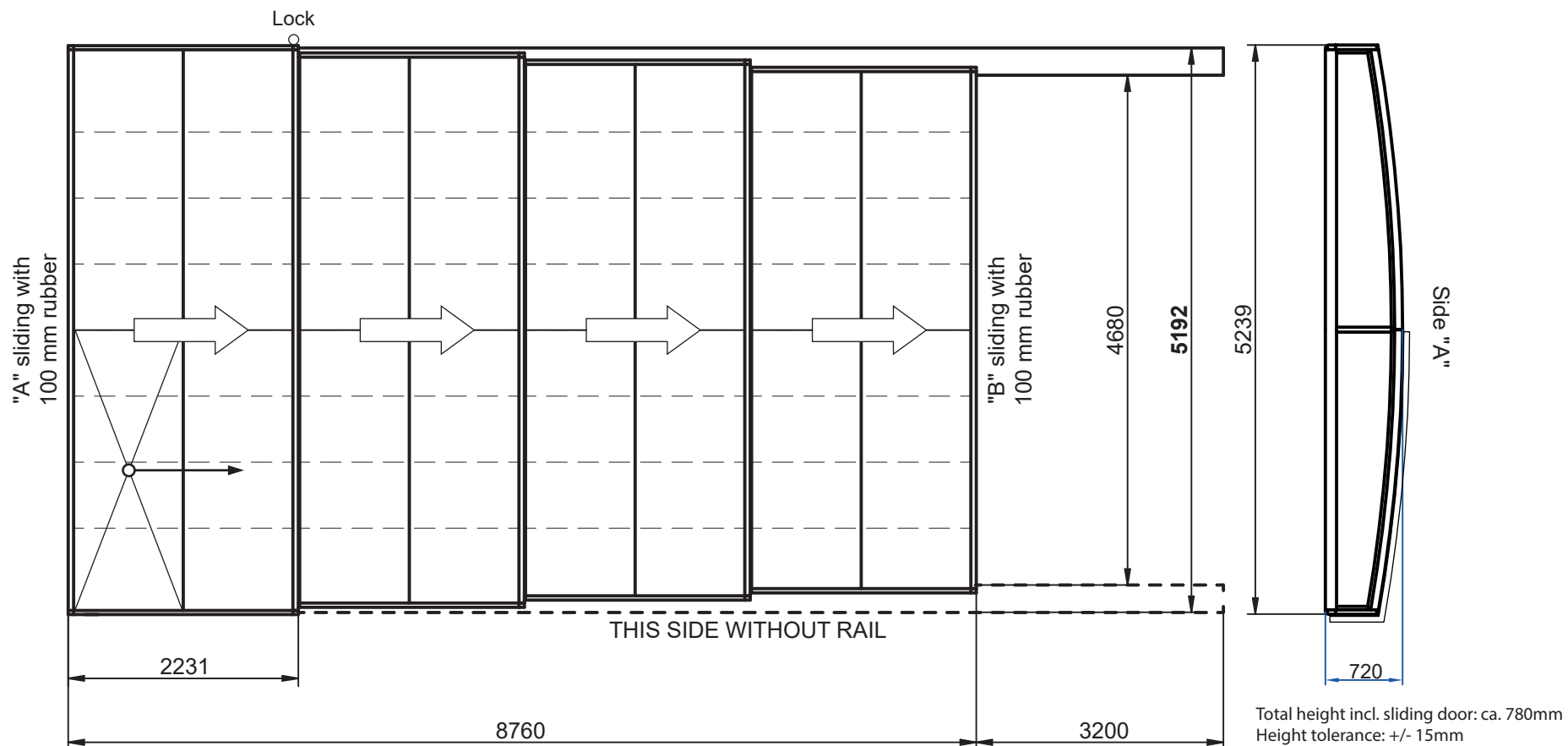
Please note that the snow bearing capacity of the enclosure is not unlimited. In case of heavy snow the enclosure must be cleaned immediately.

I order the enclosure

.....  
Signature, stamp

**"H4"**

NOT TO SCALE



- Aluprofiles str. anthracite (RAL 7016)
- Super flat rails 4-part (12/256 mm)  
**Full-length rails, without pre-drilled screw-holes!**
- Polycarbonate 3 mm clear
- Semi-intelligent segment positioning, lockable
- Manual segment positioning on the rail-less side

An even ground surface must be prepared under the rails and both endwalls, i.e. concrete foundation or stoneplates placed into ballasbed, when installing the enclosure.

The rails will be fixed with 6x60 A/2 stainless steel screws and placed into 10x60 plastic anchors.

The drawing is only an illustration regarding glazing panel partitions of the front- and back-wall, and number of crossbars.

Specifications subject to change without prior notice!

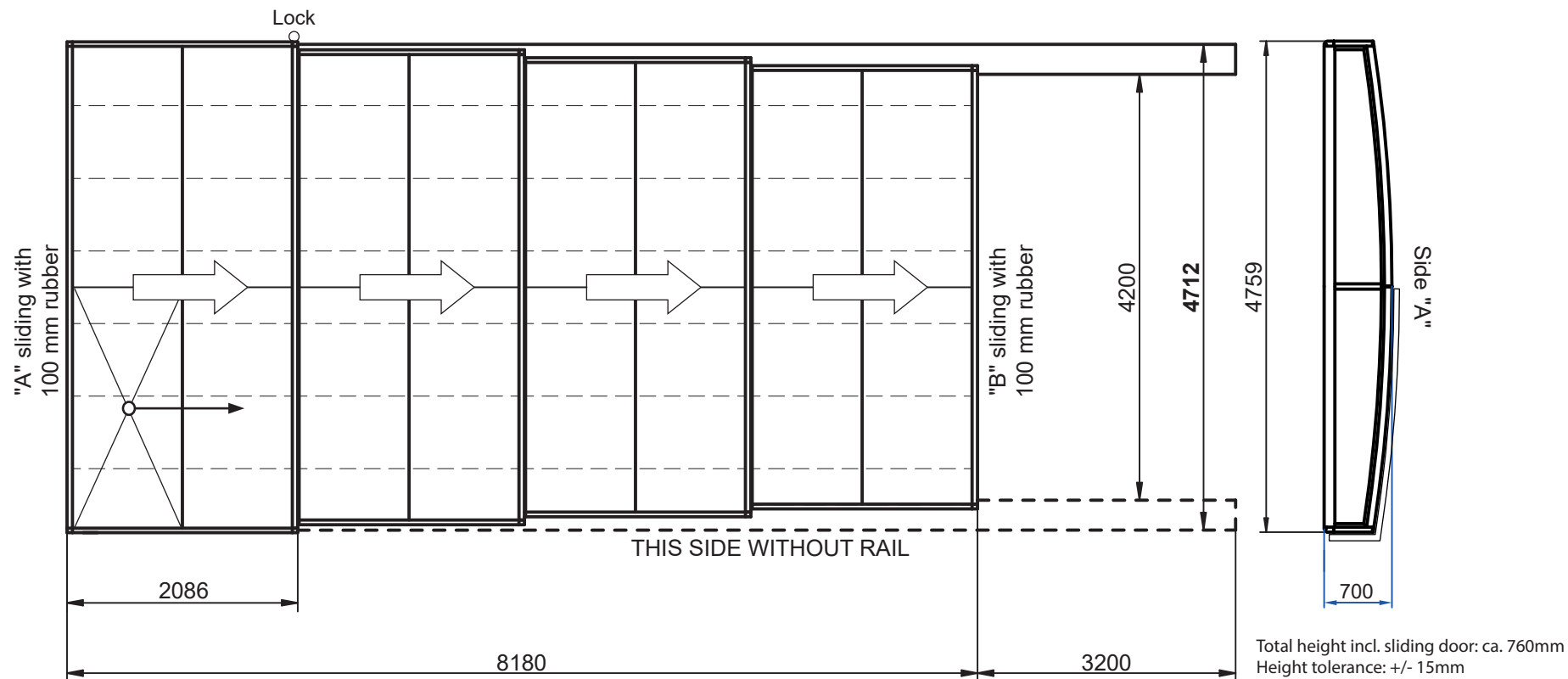
Please note that the snow bearing capacity of the enclosure is not unlimited. In case of heavy snow the enclosure must be cleaned immediately.

I order the enclosure

.....  
Signature, stamp

## "H4M"

NOT TO SCALE



- Aluprofiles str. anthracite (RAL 7016)
- Super flat rails 4-part (12/256 mm)  
**Full-length rails, without pre-drilled screw holes!**
- Polycarbonate 3 mm clear
- Semi-intelligent segment positioning, lockable
- Manual segment positioning on the rail-less side

An even ground surface must be prepared under the rails and both endwalls, i.e. concrete foundation or stoneplates placed into ballasbed, when installing the enclosure.

The rails will be fixed with 6x60 A/2 stainless steel screws and placed into 10x60 plastic anchors.

The drawing is only an illustration regarding glazing panel partitions of the front- and back-wall, and number of crossbars.

Specifications subject to change without prior notice!

Please note that the snow bearing capacity of the enclosure is not unlimited. In case of heavy snow the enclosure must be cleaned immediately.