



We are pleased to introduce the SolidPOOL & SolidPOOL+ pool systems.

Introduction

This range of patented polypropylene blocks has been developed over the last 30 years by a family run company in France. This has allowed them to build a large distribution base, as well as installing around 1500 pools a year.

We are very confident in this product's ability to bring construction of swimming pools into the 21st century.

The SolidPOOL block system gives you the opportunity to tailor the pool to your exact requirements and have the look and feel of a traditional pool at a price not normally associated with a pool of this price range.

Any Shape, Size and Depth is possible due to the SolidPOOL and SolidPOOL+ design, any type of finish can be applied including tiles, liner, or reinforced PVC.

SolidPool can be Installed above ground up to 2m in height without bracing, and because of its lightweight construction only 3.7 kg per block its ideal for installation in areas with limited access.

The solid pool range is free-standing meaning no struts are required leading to a minimum excavation area, making it an ideal solution for small areas and indoor swimming pools.

The following pages are a quick guide to the simple installation process. A more detailed brochure is available on request.....



A unique patented system that gives free rein to your imagination!

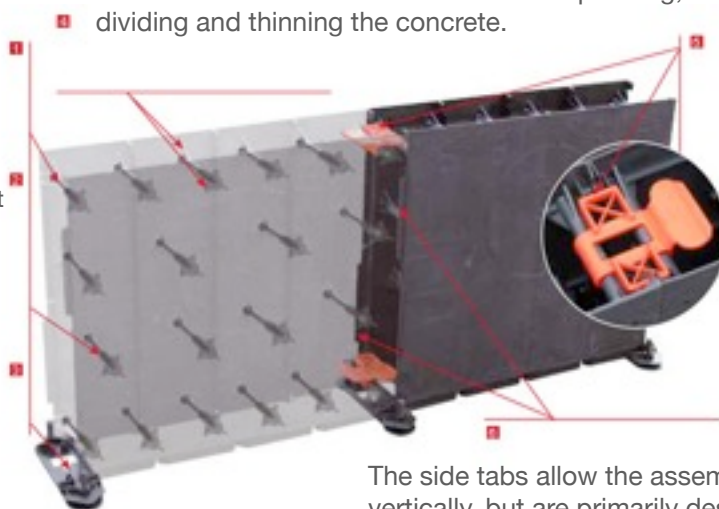
Block Details

The inserts of metal (in the middle of the spacers) allow concrete to flow around them, and give exceptional strength to the SolidPool ®.

The reinforcements and ribs joints keep the front of the panels very flat which gives a virtually invisible joint between the blocks.

Soles provide rigidity to the structure and help get the bottom coarse exactly where you need it.

These reinforcements have been designed to allow optimum filling of the panels with concrete, because the ribs act as a cement mixer blades separating, dividing and thinning the concrete.



The blocks are supplied with red locking clips . The blocks are firmly secured to one another through the clips. They provide a rigid structure,


The side tabs allow the assembly of the panels vertically, but are primarily designed to prevent leakage of concrete between the panels and allow clean filling.



The solidpool formwork block is made of two polypropylene plates, twenty "insert screws and two clips (top and bottom) A great quality of material for extraordinary durability, assembling with an exceptional level of solidity for a safe pour.

The Block has a v shaped perforated front which lets the concrete through, thus allowing exceptional tile fixation, just apply a waterproof coating and lay the tiles in place.

The blocks are 530mm highx 605mm Long x 150mm Wide and weigh 3.7kg



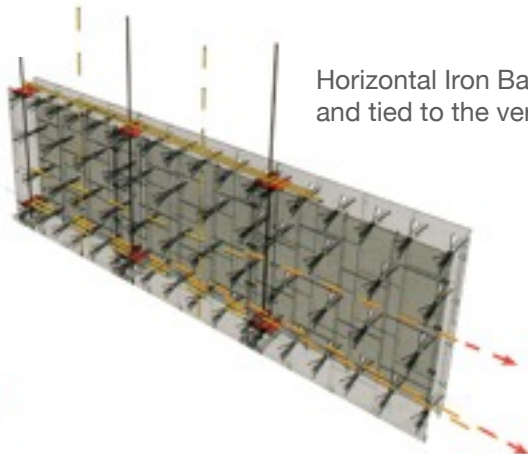
Lightweight, Quick, Clean and Easy to Assemble.




The Blocks lock into Soles that are screwed to the concrete base, this improves their stability.

The red clips are used to align the Blocks and lock them together.

Vertical Iron Bars are drilled or cast into the slab in-between the Soles.



Horizontal Iron Bars are placed inside the Blocks and tied to the vertical bars.



The Blocks on the second row interlock on the bottom row with an overlap of 150mm.

The Blocks on the corners have their sides cut out to allow the concrete to flow around the structure.




Bring construction of Swimming Pools into the 21st Century.

Skimmers, Lights and other fittings can be installed before the concrete pour.

The Blocks can be cut easily using a Skill Saw or Jigsaw.




Once the walls are finished the concrete can be poured, using a pump, or by hand on smaller jobs.





A clever and neat system for precise curves.



This systems flexibility, makes it ideal for a large number of projects, the concertina block allows ease of use when irregular shapes need to be achieved, be it curved pools, roman ends, ponds or fountains.

This system allows you to create shapes and precise curves with ultimate ease, The blocks save time cutting concrete blocks or laying bricks to achieve tight curves.