

EASY range bar covers

Your references

Customer information

Swimming pool ref.:

Order no.:

Order date:

Customer code:

Name:

Address:

Postcode: Town:

Country:

Phone number: Fax:

Email:

Requested delivery time (subject to feasibility): / / 20

Delivery address (if different from the billing address)

Name:

Address:

Postcode:

Town/City: Country:

Phone number: Fax:

Email:

Set fee for any deliveries direct to the private individual according to the general conditions of sale.

Logistics

Access: 38 T semi-trailer 19 T straight truck
 Accessibility in a light vehicle (a supplement will be invoiced).

Contact person for delivery:
 Name:

Phone number:

Delivery information for the driver:

Cover information

Pool category

Equipment use: New build pool Existing pool New equipment Equipment to replace other equipment

Cover model

EASY Light Blue/Ivoire Green/Ivoire

EASY One Blue/Ivoire Green/Ivoire Amande/Ivoire Ivoire/Ivoire Terracotta/Ivoire

EASY First Évolution Grey/Grey Dark Grey/Grey

EASY Wood* *Operation type: Hand-wheel Wheel

EASY Top Blue/SB Grey Green/SB Grey Amande/SB Grey Grey/SB Grey Dark Grey/SB Grey

Shape

Nature of the pool Traditional Shell - Name: Manufacturer:

Pool shape Shape: Rectangular Geometrical Free-form (mandatory runner kit not installed, ref. 4431)
 Stairs: On the width On the length**
 Hang support filter unit: Ref.: Without hoops (H ≤ 10 cm) With hoops*** (H > 10 cm)

Cover shape Rectangular With cut-off corners (EASY First Évolution and EASY Wood models - 4 cut-off corners maximum).
 Large Rectangle encompassing the stairs (cover without stair apron).

** Exception: in the case of stairs on the length located at the end of the pool, an extra 20 cm must be provided on the length of the cover. *** Possible for EASY First Evolution and EASY Top bar covers.

Motorised rolling

ROLLTROT²® DUO

Options

Protective runner kit Strap with quick fastener system Wheel

Special snow kit Retractable stainless steel anchor eyebolt for wood Additional down-geared hand-wheel

Tube anti-lifting kit Eyebolt/sheath Removable unrolling strap



- Your order indicates the swimming pool's dimensions. The cover produced will overlap by + 25 cm (by default) or + 30 cm upon request (EASY First Évolution and EASY Top) around the entire perimeter in relation to the pool's interior and for EASY Wood an overlap of 14 cm over the lengths and 5 cm over the widths in relation to the coping external dimensions. Make sure that the swimming pool's surrounding allows the cover to be anchored and secured in accordance with standard NF P 90-308.
- The order must be complete and accurate and must only be interpretable in one way.

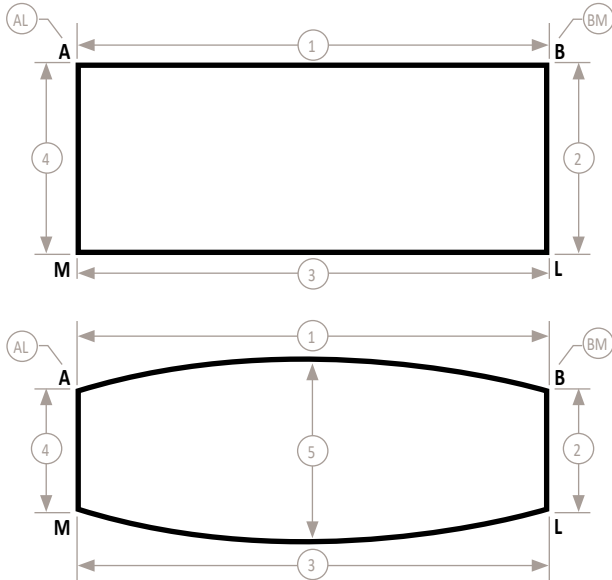
EASY range bar covers

Pool information

Drawing of the pool

Fill in the pool's interior dimensions in the tables below.

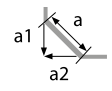
Maximum pool dimensions: table on p. 233 - In the case of shapes other than a rectangle, provide us with the dimensions of the rectangle that encompasses your shape and take a protective runner kit as an option.



Pool interior dimensions, except for the Easy Wood model (outer coping measurements).

Top view (in m)		Diagonals (in m)	
1	4	AL	
2	5	BM	
3			

	Cut-off corners (in cm)			
	Angle at 45°		Angle different from 45°	
A	<input type="radio"/> a:	<input type="radio"/> a:	a1:	a2:
B	<input type="radio"/> b:	<input type="radio"/> b:	b1:	b2:
L	<input type="radio"/> l:	<input type="radio"/> l:	l1:	l2:
M	<input type="radio"/> m:	<input type="radio"/> m:	m1:	m2:



Overflow for in-ground pools:

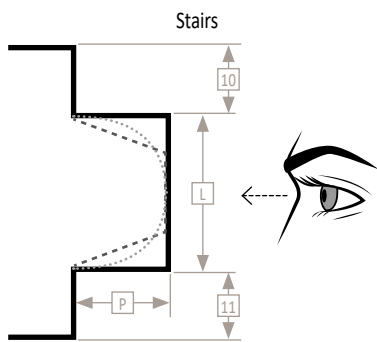
- 25 cm (by default)
- 30 cm (possible for EASY First Evolution and EASY Top covers)

Storage area: AM BL

Drawing of the stairs and/or unit

Indicate the interior dimensions and the position of the stairs and/or the filter unit if any.

Regardless of the shape, the stair apron which will cover the stair part will be produced as a rectangle.



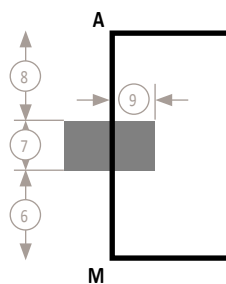
Position of the stairs on the pool:

- Side: AM BL AB ML

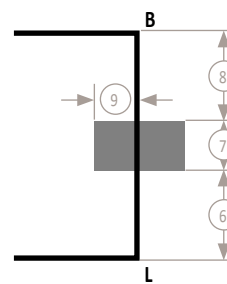
Filter unit

If unit other than Desjoyaux or Filtrinov, please provide us with a photo of the unit side location.

On AM



On BL



Top view (in m)	
P	
L	
6	
7	
8	
9	
10	
11	

Block height in relation to the coping noses (in cm):

Observations:

Order form

At: On: / /20

I acknowledge that I have read and accepted the general terms of sale and guarantee

Name:

Signature and stamp:

Order to send by fax to +33 (0) 243 479 850 or by email to order@nextpool.com